

Support By the Numbers



500+ State policies passed since 2013

50 states + DC passed policies related to Career Technical Education in past four years

405 U.S. Representatives voting to reauthorize Perkins (unanimously!)

4x media mentions of “CTE” since 2013

Why So Much Career Pathway Activity?

- Balance college **and** career readiness
- Desire for more real-world skills among parents and students
- Cost of college – and increasing uncertainty in college degrees
- Strong message from business/industry
- Politically popular and bi-partisan
- Focus on *quality*

CTE Delivers

www.careertech.org/recruitmentstrategies



93%

High school graduation rate for CTE concentrators, compared to **82%** average rate

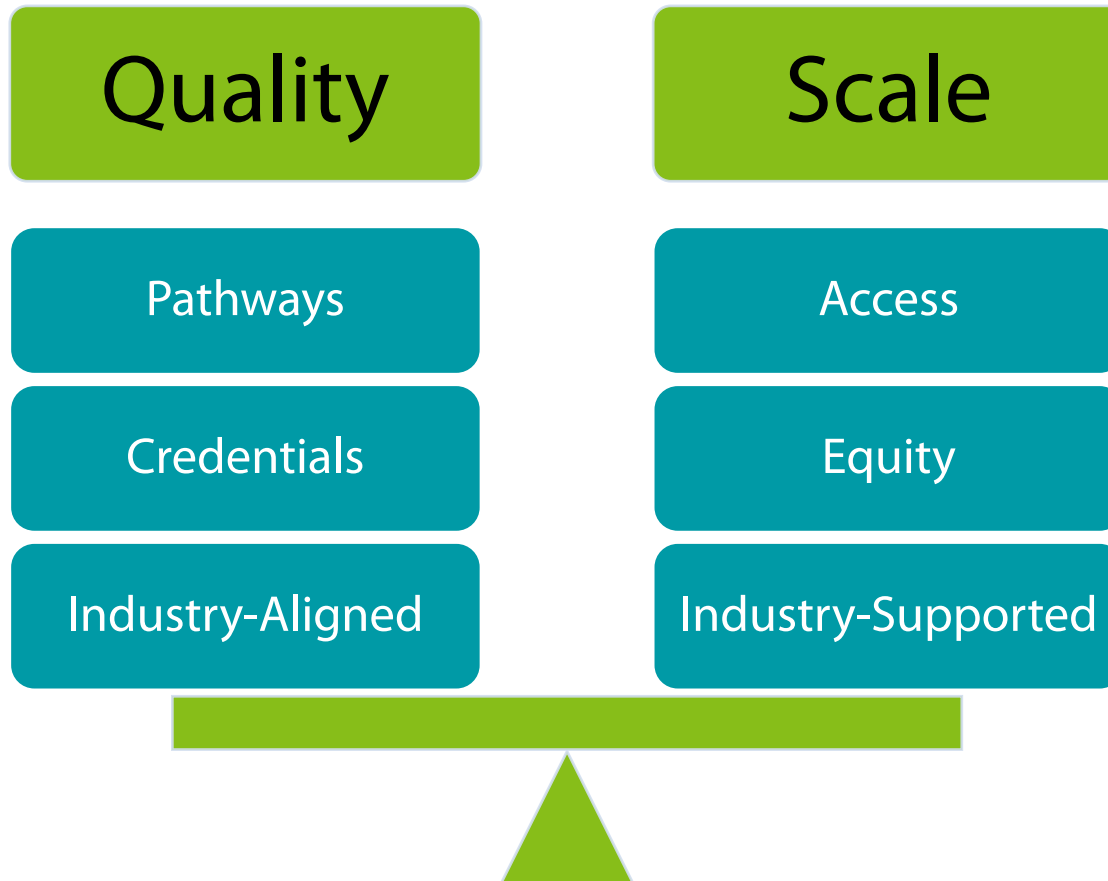
78%

CTE concentrators enrolling in postsecondary education, full time, within two years of graduation.

84%



adult CTE concentrators placed in further education or employment within six months of completing their program.

Competing Challenges



NEW SKILLS FOR YOUTH

JPMORGAN CHASE & CO.



- ✓ **Every Student Succeeds Act**
- ✓ **Carl D. Perkins CTE Act**
- ✓ **Workforce Innovation & Opportunity Act**
- ✓ **Higher Education Act**